


# ***Meb Ders***

## ***Ses Etkinlikleri***

2019-2020

©mebders.com



- \* Hissetme ve Tanıma
- \* Ayırt Etme
- \* Okuma Yazma
- \* İnteraktif Ses Etkinlikleri
- \* Eğlenceli Etkinlikler

***O Sesi  
Hissetme ve Tanıma***



## O SESİ HİSSETME VE TANIMA

III ➡ O sesiyle ilgili hikayeyi okuyunuz.

III ➡ O sesiyle ilgili şarkıyı söyleyiniz.



Not : Hikaye ve şarkıya [www.mebders.com](http://www.mebders.com) sitesindeki o sesiyle ilgili powerpoint sunudan ulaşabilirsiniz.

İndirme Adresi :

<https://www.mebders.com/dosya/104-1sinif-ilkokuma-muzikli-animasyonlu-o-sesi-sunusu>

***O Sesi  
Ayırt Etme***







## O SESİNİ AYIRT ETME



İsminde "o" sesi bulunan varlıkların yanındaki çiçekleri boyayın.



Aşağıdaki varlıkların isimlerinde "o" sesi nerede geçiyor? İşaretleyiniz. (başta, ortada, sonda)



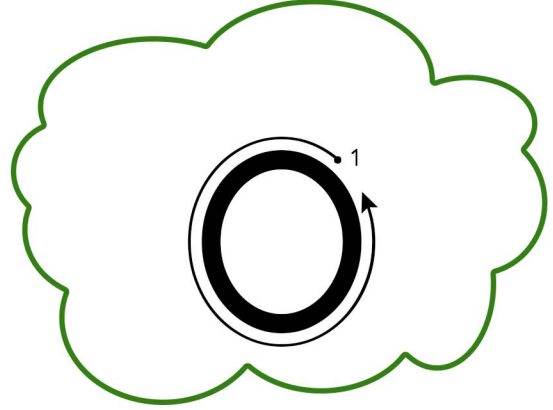

***O Sesi***  
***Okuma Yazma***



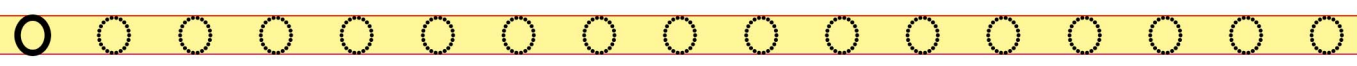
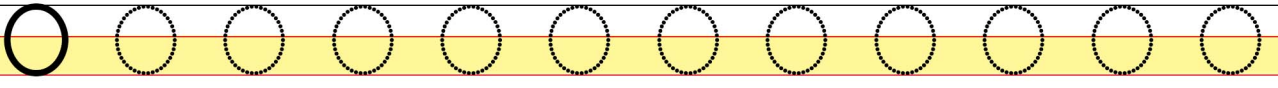

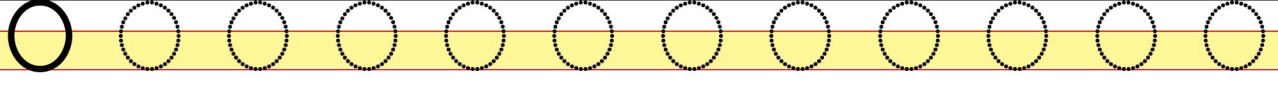
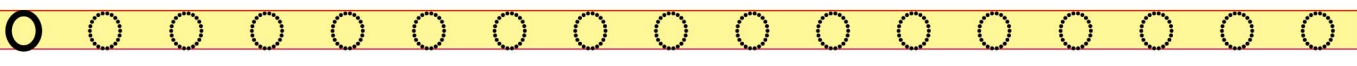
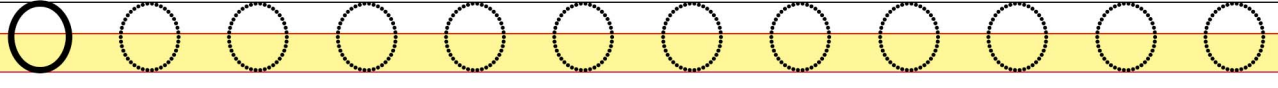
# O HARFİNİ OKUMA YAZMA



Altındaki harfi okuyun. Parmaklarınızla önce üzerlerinden gidin, sonra havada ve sıranızın üzerinde yazın.



Altındaki satırlarda noktaları birleştirerek "O o" harflerini yazın.

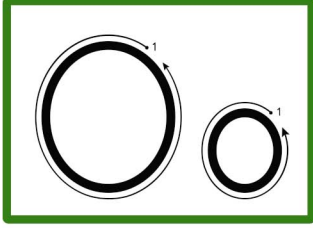




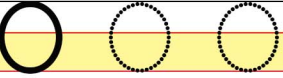

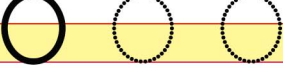
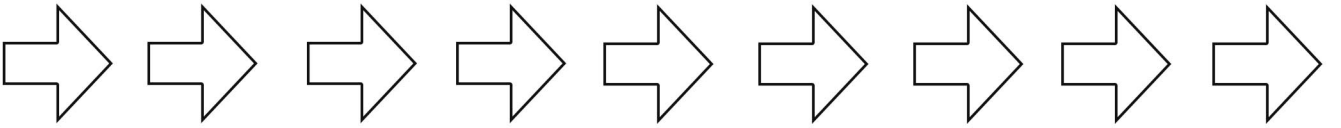
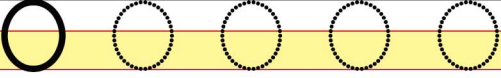
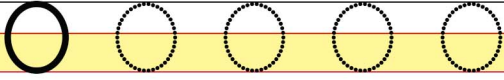
# O HARFİNİ OKUMA YAZMA



Altındaki satırlarda noktaları birleştirerek "O o" harflerini yazın, eksik satırları tamamlayın.



oyuncak


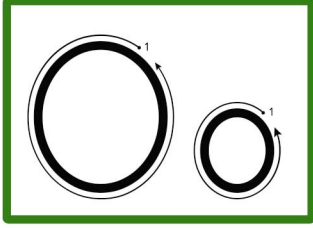




# O HARFİNİ OKUMA YAZMA



Altındaki satırlarda noktaları birleştirerek "O o" harflerini yazın, eksik satırları tamamlayın.



otobüs



O



o



O



o



O



o



O



o





# HECE, KELİME VE CÜMLE OLUŞTURMA



Altaki satırlarda noktaları birleştirerek heceleri yazın, eksik satırları tamamlayın.

$$o + l = ol$$



ol ol ol ol ol ol ol ol

ol

ol

$$o + k = ok$$



ok ok ok ok ok ok ok

ok

ok






# HECE, KELİME VE CÜMLE OLUŞTURMA



Altaki satırlarda noktaları birleştirerek heceleri yazın, eksik satırları tamamlayın.

o + n = on




on on on on on on

on

on

l + o = lo



lo lo lo lo lo lo lo lo

lo

lo




# HECE, KELİME VE CÜMLE OLUŞTURMA



Altaki satırlarda noktaları birleştirerek heceleri yazın, eksik satırları tamamlayın.

k + o = ko



ko ko ko ko ko ko ko

ko

ko

n + o = no



no no no no no no no

no

no



# HECE, KELİME VE CÜMLE OLUŞTURMA



Altaki satırlarda noktaları birleştirerek sözcükleri yazın, eksik satırları tamamlayın.



ko + l = kol

kol kol kol kol kol kol

kol

kol



a + lo = alo

alo alo alo alo alo

alo

alo



# HECE, KELİME VE CÜMLE OLUŞTURMA



Altaki satırlarda noktaları birleştirerek sözcükleri yazın, eksik satırları tamamlayın.




ko + ni = koni

koni koni koni koni

koni

koni

Blank lines for writing practice.



o + na = ona

ona ona ona ona ona

ona

ona

Blank lines for writing practice.





# HECE, KELİME VE CÜMLE OLUŞTURMA



Altaki satırlarda noktaları birleştirerek sözcükleri yazın, eksik satırları tamamlayın.



e

kol

e

+

kol

=

ekol

ekol ekol ekol ekol

ekol

ekol

ko

nak

ko

+

nak

=

konak

konak konak konak

konak

konak



# HECE, KELİME VE CÜMLE OLUŞTURMA



Altaki satırlarda noktaları birleştirerek sözcükleri yazın, eksik satırları tamamlayın.



i + kon = ikon

ikon ikon ikon ikon

ikon

ikon

ka

no

ka + no = kano

kano kano kano kano

kano

kano





# HECE, KELİME VE CÜMLE OLUŞTURMA



Altındaki satırlarda noktaları birleştirerek cümleleri yazın, eksik satırları tamamlayın.

Okan, ona kek al.

Okan, Nilli kolla.

Alo Okan, alo.



Aşağıdaki metni okuyup yazınız.

KEK

Nail, kakao al.

Keke, kakao ek.

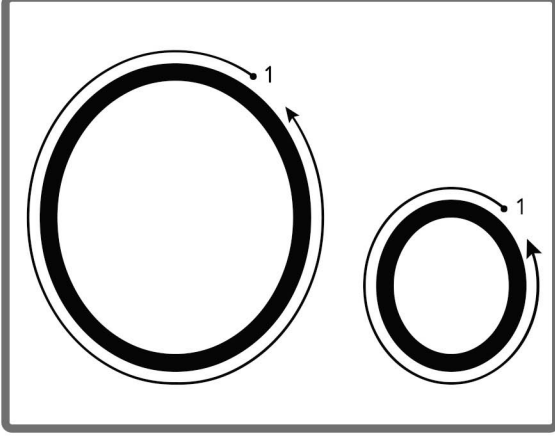
Nail, kek al.

Kakao kokan kek.

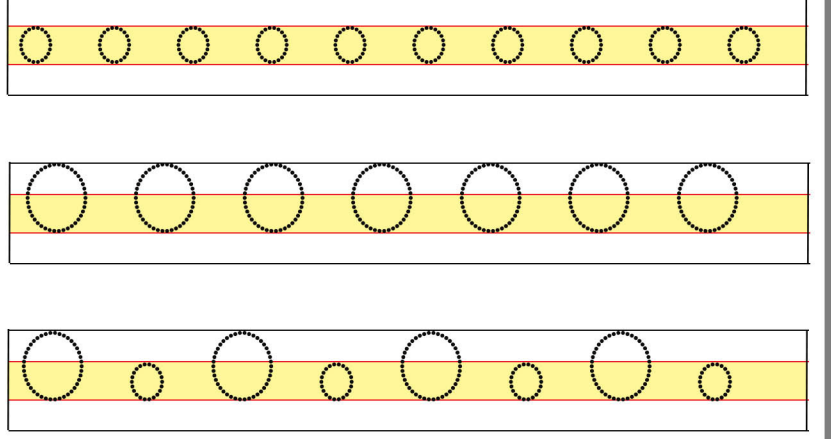
***O Sesi  
İnteraktif  
Ses Etkinlikleri***




# O İNTERAKTİF SES ETKİNLİĞİ




Üzerinden Git



Yaz



Boya



otobüs

Bul

İ N O İ  
O o n o k  
n o K A N i

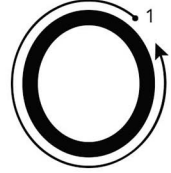
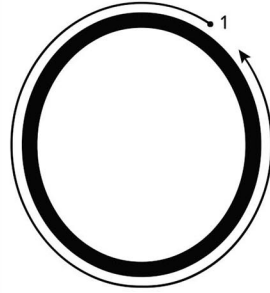
Resim Yap






# O İNTERAKTİF SES ETKİNLİĞİ

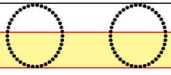
Ad Soyad : .....



İçinde O Sesi Olanları Boya



Üzerinden Göt ve Yaz



Bul ve Boya





# KES, YAPIŞTIR, OKU, YAZ

OKU

YAPIŞTIR

YAZ

Okan

kano

kilo

koni

okka

onla

alo

kolon

ekol

Okan

koni

alo

kano

okka

kolon

kilo

onla

ekol





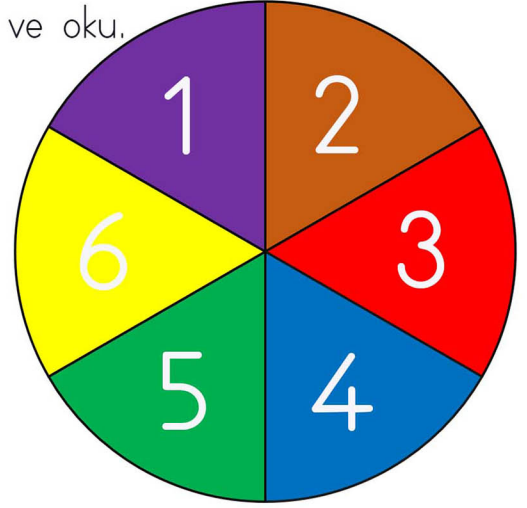
# ÇEVİR, BUL, OKU VE BOYA

Yönlendirme :

- \* Kalem ve atış yardımıyla çemberi çevir.
- \* Bulduğun rakamla ilgili sözcüğü çemberlerden bul ve oku.
- \* Çemberde bulduğun sözcüğü kendi rengiyle boya.

1 koli	2 Okan	3 kilo
4 kano	5 kolon	6 koni

o sesine kadar



koli	Okan	kano	koni	kolon
koni	kilo	koli	kolon	koni
Okan	koli	kano	kolon	kilo
kilo	koli	Okan	kolon	kano
koni	kano	kilo	koli	Okan





## ÇEVİR ve OKU

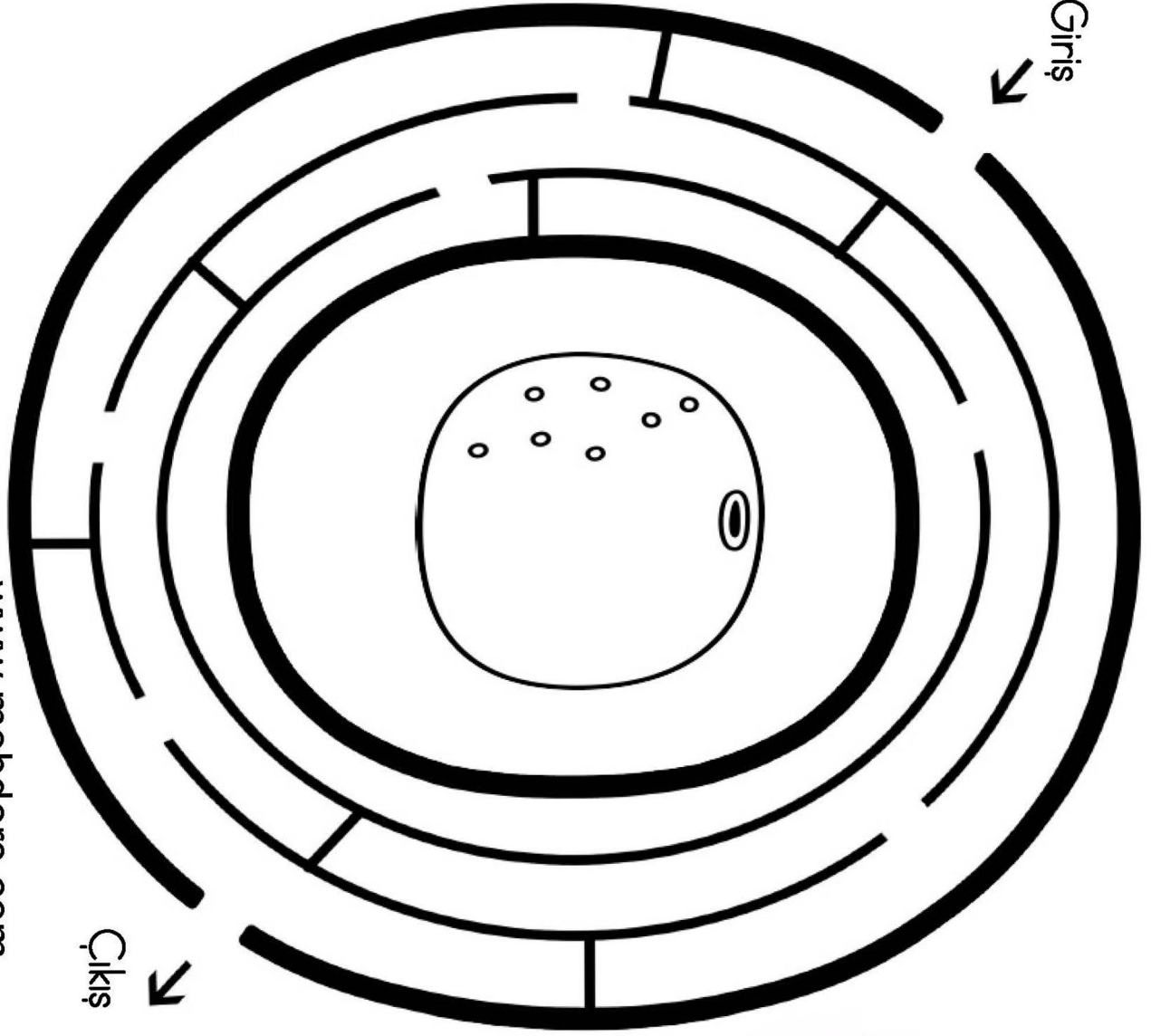
**2.Grup harfler tamamlandıktan sonra eklenecektir.**

***O Sesi  
Eğlenceli  
Ses Etkinlikleri***

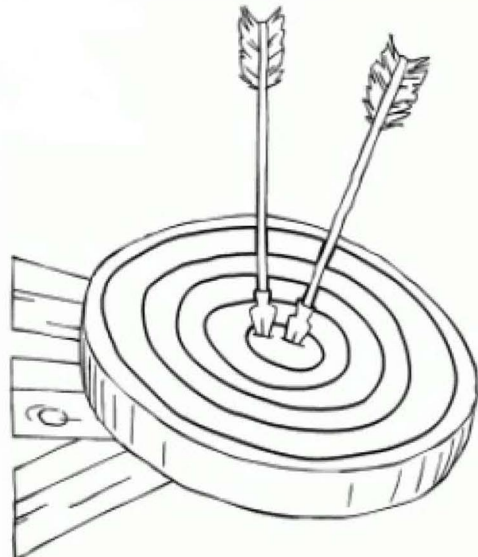
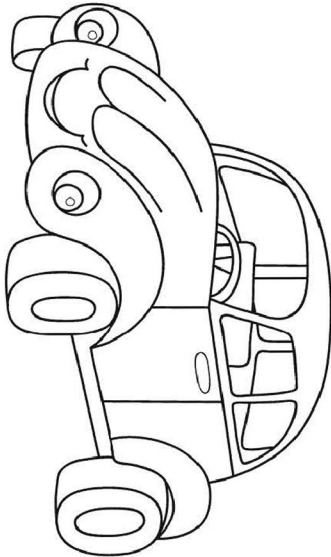


# LABİRENT İLE O SESİ HİSSETTİRME

Labirent İle O Sesi Hissettirme Etkinliği





www.mebders.com





# YAPBOZLARLA O SESİ TANITIM

## 2.Grup Harfler Ses Tanıtım Kartları






# FARKLI FONTLARLA SES LABİRENTİ



O - o

otobüs







# SESİM VARSA BOYA BENİ

Yönerge : İçinde o sesi olan resimleri boya







# KES YAPIŞTIR HİSSET



Ad Soyad :








İçinde o olanlar



İçinde o olmayanlar

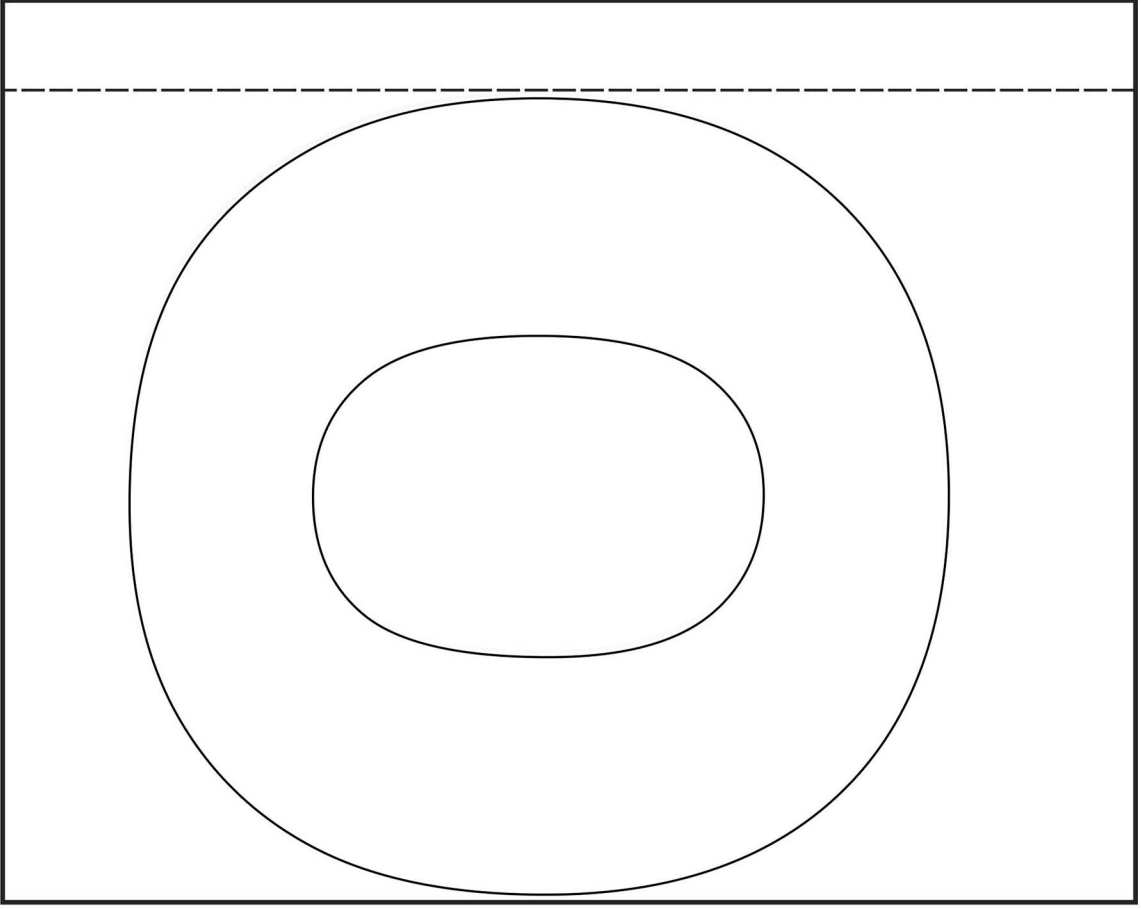


# KES YAPIŖTIR HİSSET


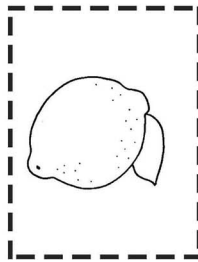
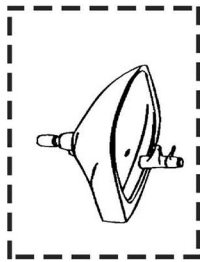
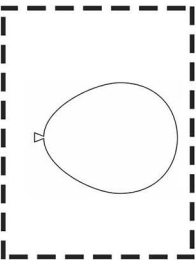


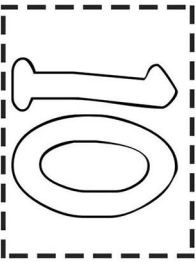




# KES YAPIŖTIR SES KARTLARI



## Kes YapıŖtır Ses Kartları O Sesi





## SÖZCÜK ARAMA - O



<input type="checkbox"/> kakao	<input type="checkbox"/> Okan	<input type="checkbox"/> ekol
<input type="checkbox"/> kano	<input type="checkbox"/> kolon	<input type="checkbox"/> ona
<input type="checkbox"/> konak	<input type="checkbox"/> ikon	<input type="checkbox"/> koni

e	k	a	k	a	o	e	l
a	i	l	e	k	a	n	o
k	o	n	a	k	n	a	k
e	l	l	e	O	k	a	n
i	k	k	o	l	o	n	a
i	k	o	n	e	k	o	l
l	o	n	a	l	e	k	n
e	l	e	k	o	n	i	a







## HARF BULMACA




Satırlardaki "O" harflerini bulup yuvarlak içine alın.

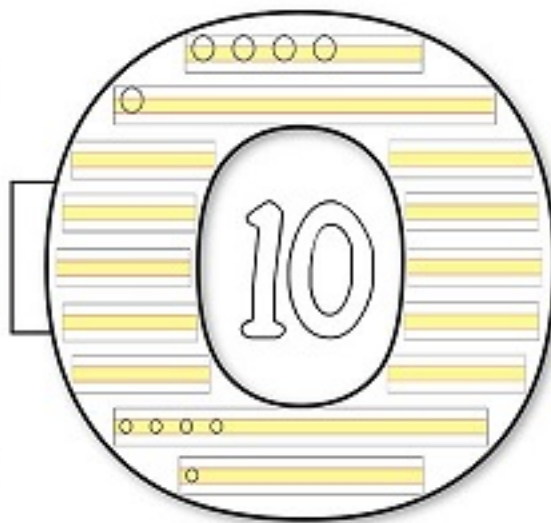

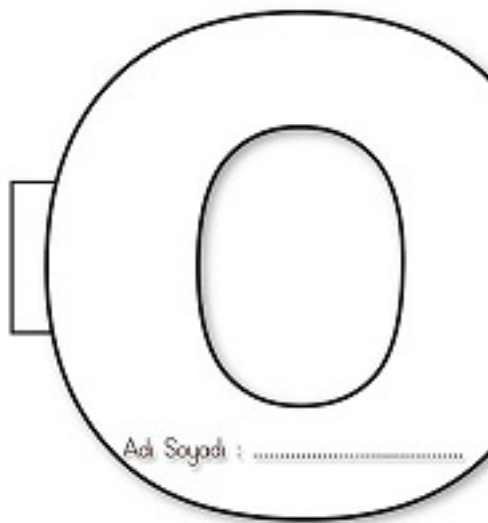
O L A F O K E A O K  
A L O K A L O K F O  
L O F O K O L E K O  
F L O A O L K A O E  
L K L O K O F O L O  
O E A L E K E A K O  
A O E O A K O E O F  
K F O E E K E A K F A  
L K E L E O F K L L K  
O E K A E L A K E A O



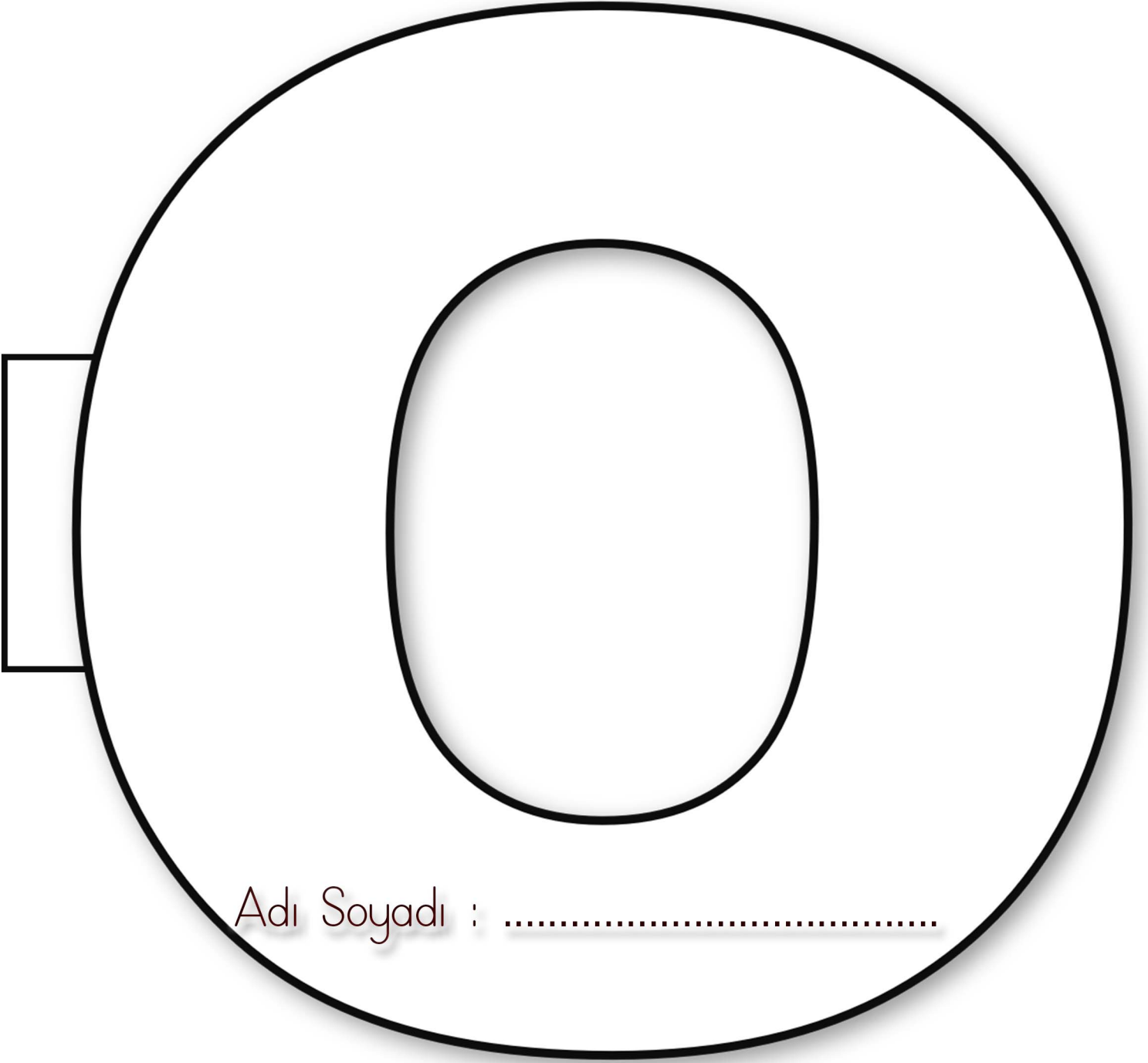








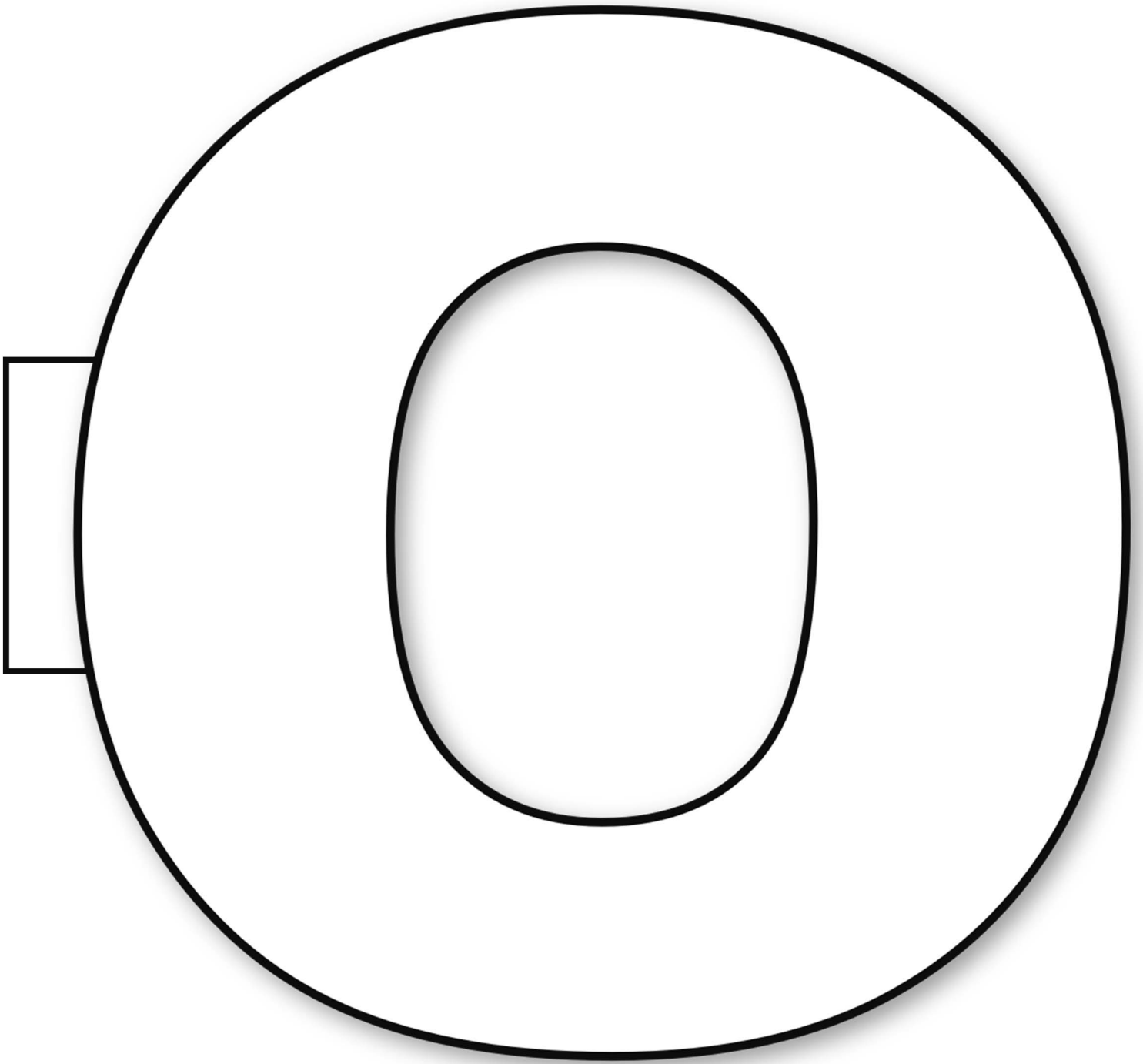
# İnteraktif Sesler - O




Adı Soyadı : .....



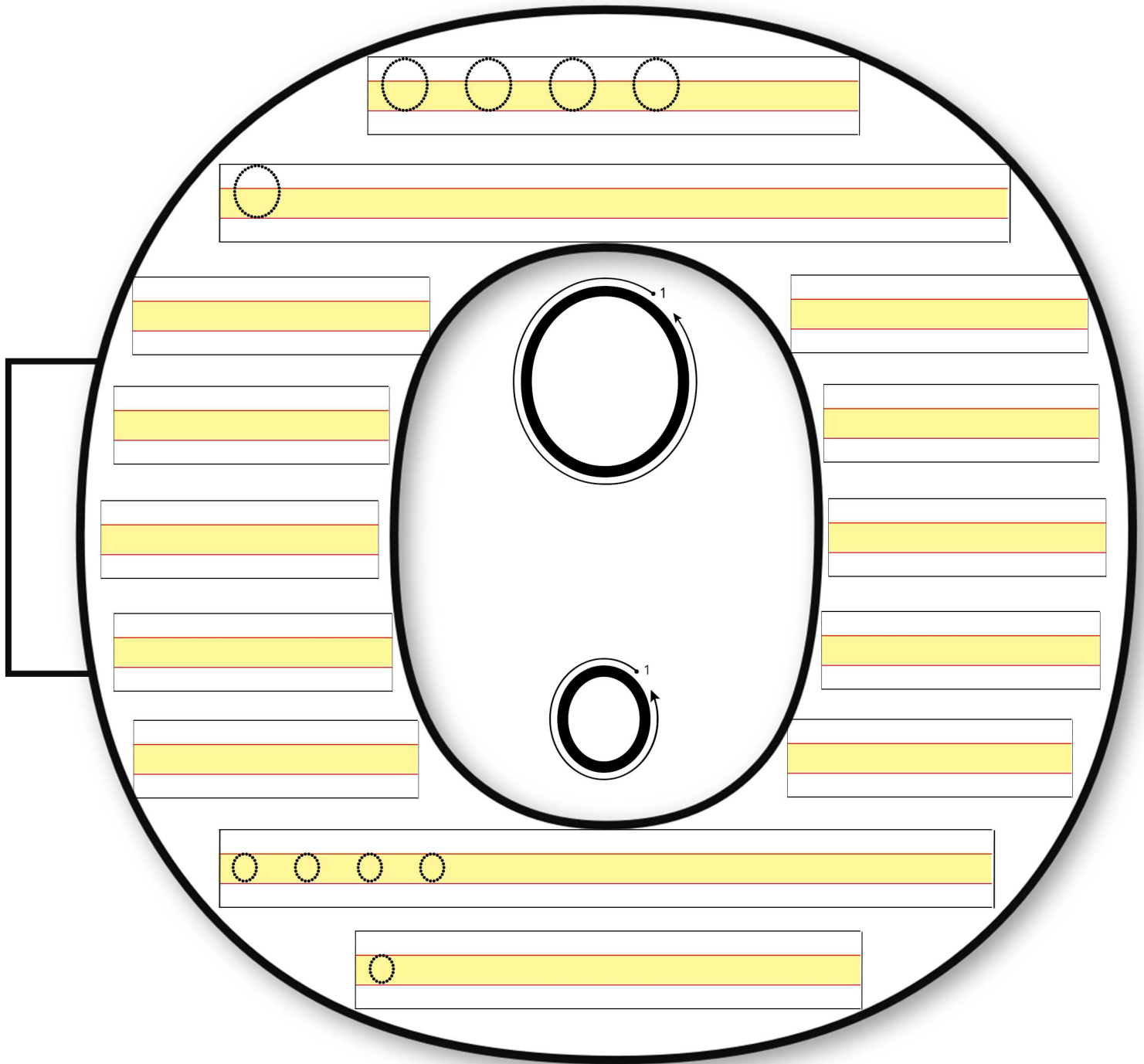
# İnteraktif Sesler - O




# İnteraktif Sesler - O



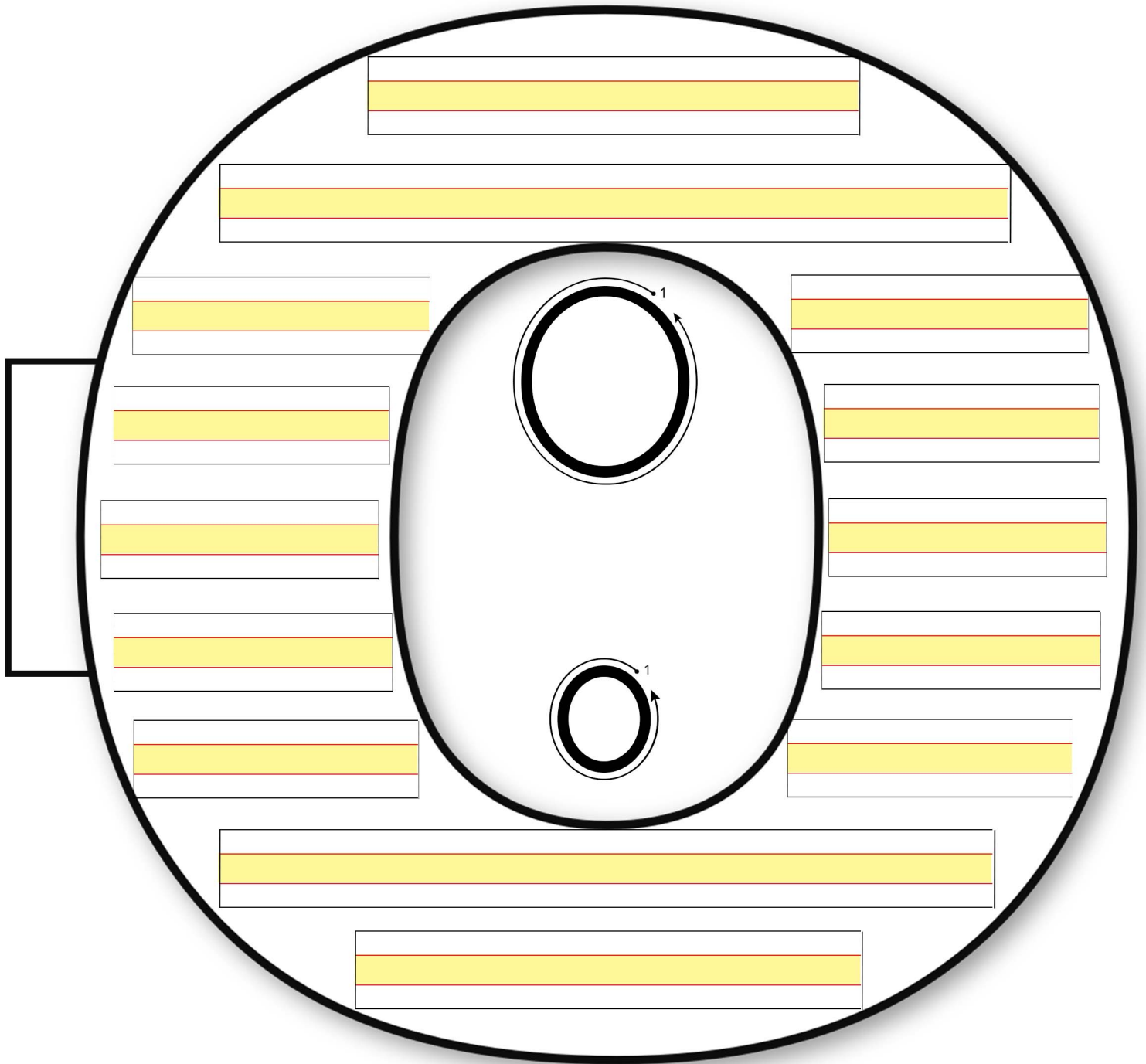
# İnteraktif Sesler - O



# İnteraktif Sesler - O

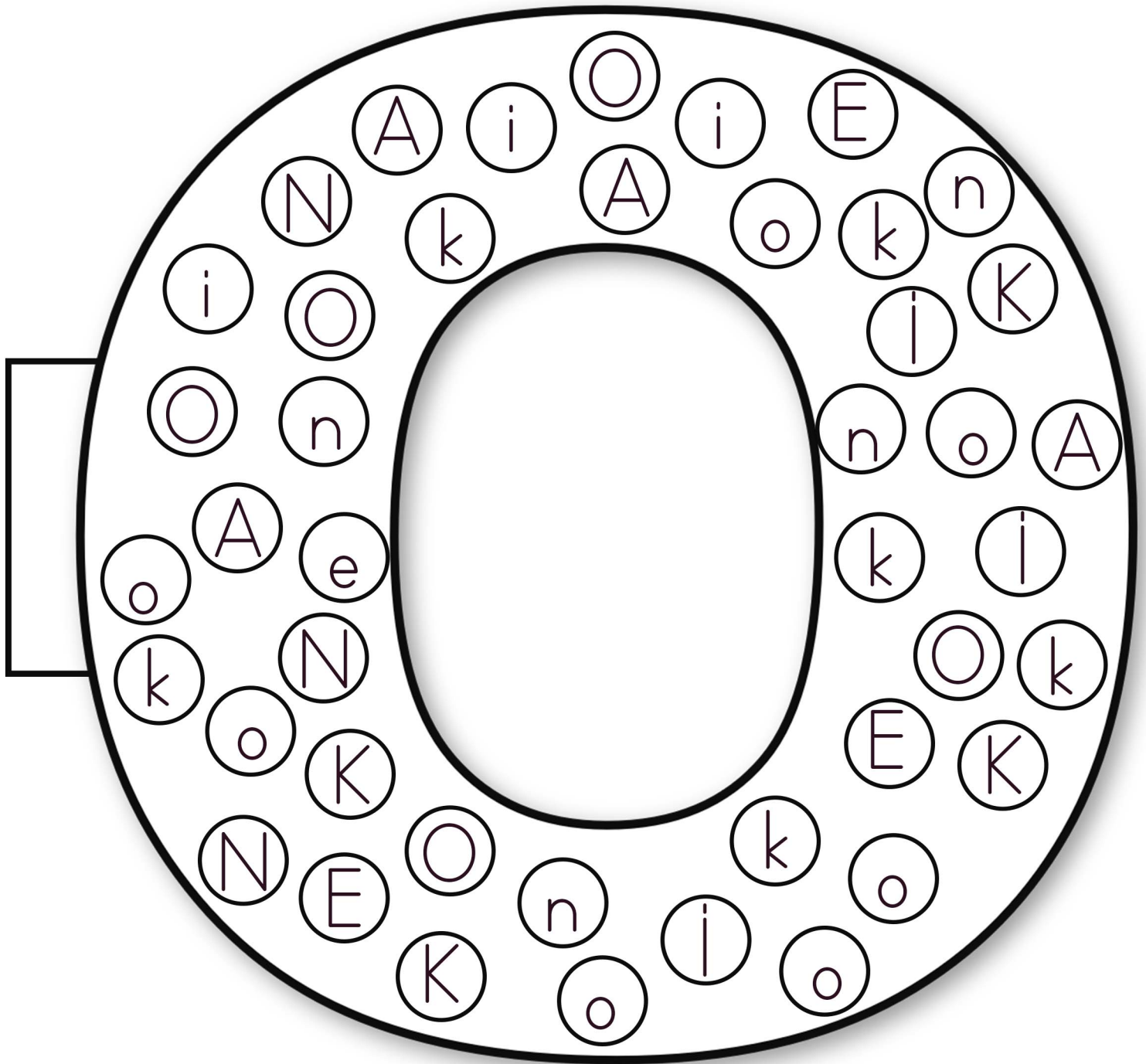


# İnteraktif Sesler - O





# İnteraktif Sesler - O



Adı Soyadı : .....

7

# HARF BOYAMA

